

Algonquin Debt Strategies Fund

The Algonquin Debt Strategies Fund is based on a simple, age-old idea: ‘robbing banks’. In that, we have taken the strategies we executed for decades in the banks to create a product for Canadian investors.

The fund is designed for people that want more from their fixed income without having to sacrifice quality or transparency. Our focus is investment grade bonds, where we hedge the interest rate risk and isolate the credit component.

We believe that the credit spreads of strong, large-cap companies offer attractive yields and return potential with the security of high-quality, liquid, and understandable exposures.

For corporate accounts, the combination of our unique structure and strategies also generates tax-efficient business income.

Our fund.

1. **Yield through high-quality credit.**
Isolate and leverage the credit exposure in corporate bonds. Thus, earning attractive yields with minimal interest rate risk.
2. **Active credit selection and tactical trading.**
Target performance and relative value in specific issuers and sectors. Seek excess returns by capitalizing on inefficiencies within bond markets.
3. **Business income.**
The limited partnership’s returns are categorized as ‘active business income’, offering a unique tax benefit to corporate accounts.*

Our objectives.

- Target absolute returns of 6 - 9%.
- Emphasis on capital preservation.
- Diversification from traditional investments.

Management Team



Brian D’Costa CFA MBA
Founding Partner.
President.



Greg Jeffs CFA
Founding Partner.
Chief Investment Officer.



Raj Tandon MA
Founding Partner.
Business Development.



Alexander Schwiersch CFA
Partner.
Portfolio Manager.



Algonquin Debt Strategies Fund All data as at October 31, 2024



Returns

	1 mo	3 mo	6 mo	YTD	1 yr	3 yr	5 yr	S.I.
X Class	1.02%	2.87%	5.85%	10.80%	15.29%	6.31%	5.77%	8.46%
F Class	0.92%	2.58%	5.21%	9.65%	13.73%	5.41%	4.90%	n/a

	2015	2016	2017	2018	2019	2020	2021	2022	2023
	15.86%	23.15%	8.46%	-0.13%	9.99%	4.44%	2.99%	-1.86%	10.97%

Positive Months	Volatility	Max Drawdown	Sharpe Ratio	Sortino Ratio
80.3%	6.8%	-16.3%	1.0	1.6

Fund Details

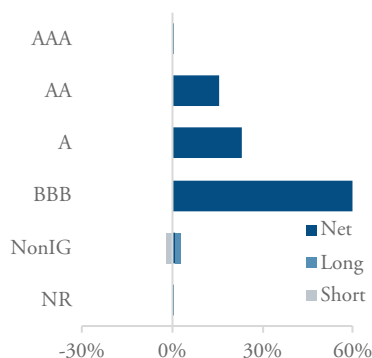
Fund AUM	\$381 million
Firm AUM	\$769 million
Fundserv (Trust)	CAD: AGQ200 USD: AGQ200U
Fundserv (LP)	CAD: AGQ100 USD: AGQ100U
Management fee	1.5%
Performance fee	15% (high watermark)
Liquidity	Monthly (25 days notice)
RSP eligible	Yes
Prime brokers	TD, CIBC, BMO
Cleared derivatives	Goldman Sachs, RBC
Inception date	Feb 2, 2015

Portfolio Metrics

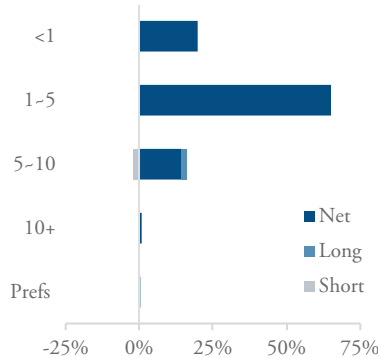
CR01	Average Weighted Maturity	Interest Rate Duration	Net Credit Leverage (5yr)	Total Long Exposure
8.50bps	3.24yrs	0.62yrs	1.70x	3.03x

Has there been a significant change in connection with the Fund in October 2024?† No.

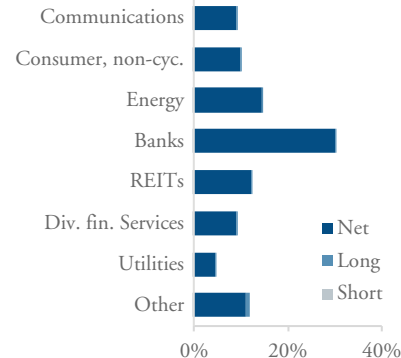
Ratings



Term



Sector



*This does not constitute tax advice; investors should consult their tax advisor as to the particulars of their situation and how an active business income characterization may affect them. †For the purposes of this notice, a Significant Change is any change in the business, operations, or affairs of the Fund that is likely to affect a reasonable investor's decision to purchase or continue to hold units of the Fund. Monthly returns are shown in Canadian dollars, net of all fees and expenses. Class X is closed to new investors. Past performance is not indicative of future results. There can be no assurance that the results achieved for past investments will be achieved by the fund in the future. The Sharpe and Sortino ratios are calculated using the Bank of Canada Target Overnight Rate and 0% respectively. Please note the Fund does not have performance benchmarks and statistics are for correlations and comparative purposes only. All indices are total return and S&P data is reported in United States dollars. CR01 represents the estimated impact on the Net Asset Value expressed in basis points for a one basis point change in credit spreads across all credit positions. Total Exposure/Leverage is calculated as the total market value of all positions that are not hedges divided by the Net Asset Value. Net Credit Leverage is calculated by converting the credit exposure into a 5y duration equivalent notional which is then divided by the Net Asset Value. For a more detailed explanation, visit <https://www.algonquincap.com/funds/fund-performance-and-metrics/>